

Share Your Electronic Health Records (EHR) to Get Your Insurance Policy Issued Faster

Congratulations! You're only steps away from an underwriting decision.

What's next?

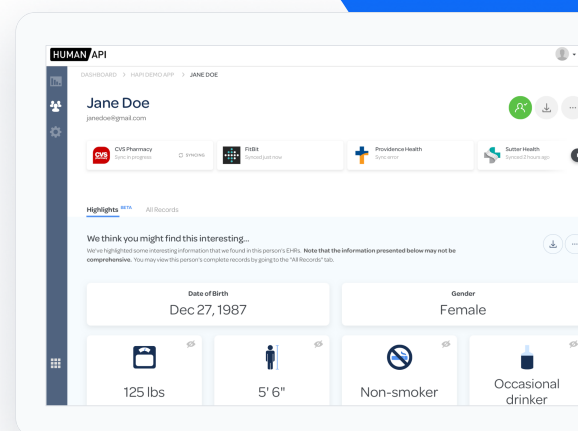
Additional medical information is required to process your application. Unfortunately, it typically takes insurance carriers weeks (or even months!) to collect this information.

You may be able to expedite the process...

Luckily, your advisor has partnered with a company called **Human API** to give you a simple way to transfer your medical records electronically.

How does it work?

If you've ever used a patient portal to interact with a healthcare provider or view medical records, you can connect those accounts to authorize the release of your electronic health records. The best part? It only takes a few minutes!



About Human API

Human API is a health technology company that gives consumers a simple way to share EHR data with the businesses that need them. Rather than rely on manual processes that involve phone calls, faxing, or mailing, Human API collects medical records digitally. For more information, visit our website at www.humanapi.co.

How It Works

My Digital Records, powered by Human API, offers a simple online experience where you can authorize the release of your Electronic Health Records by connecting your **patient portal accounts**.

1 Visit the link that was sent to you by your advisor.

In your web browser, go to the URL that your advisor should have given you. It should look something like:

<http://mydigitalrecords.com/CustomName>



2 Enter your information.

Enter your First Name, Last Name, and Email Address to get started.

Pro Tip! Make sure to have your patient portal login credentials on hand! You're going to need them in order to connect your accounts.

FAQ Contact

Powered by **HUMAN API**

IMPORTANT MESSAGE: ADDITIONAL INFORMATION IS REQUIRED TO COMPLETE YOUR APPLICATION

Medical history information is needed to proceed forward with processing your application. To assist us in expediting this process, we've partnered with Human API, a company that can facilitate the secure transfer of health records electronically.

The traditional process of collecting medical information can take four (4) to six (6) weeks, and cause significant delay in approving your application. By opting to share your electronic health records, you can reduce the time it takes to complete this step of the application process down to as little as five (5) minutes.

Please provide the following information before continuing:

FIRST NAME LAST NAME

EMAIL

example@domain.com

CONTINUE

By signing into your online accounts, you authorize the transfer of your health data to Human API and agree to these [Terms of Service](#)

<http://mydigitalrecords.com/>

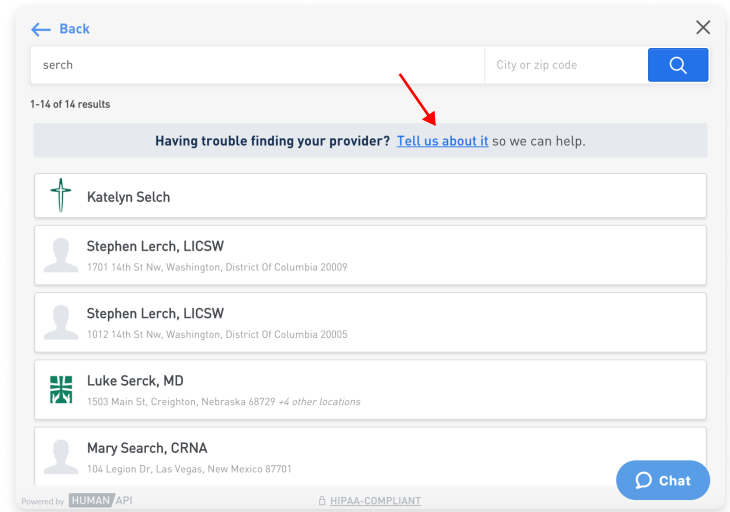
What's a "patient portal"?

Patient portals are websites or mobile apps that allow patients to interact with their healthcare providers (schedule appointments, send messages, etc.) and view electronic health records.

3 Search for a provider.


Search for a health system (recommended), a hospital/clinic, or a physician to find your patient portal.

If you are having difficulty finding your provider, click on the “Tell us about it” link located above the list of search results.



Search Results

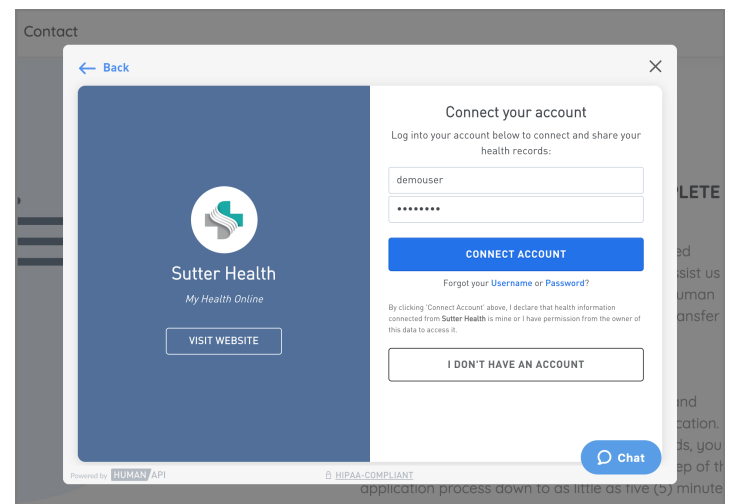
Need help?

If you need assistance at any point during the process, we encourage you to utilize the Live Chat feature by clicking on the  button, located on the bottom right corner of the popup window. Our dedicated support team is available to help on business days during the hours of 9 AM - 8 PM EST.

4 Connect your account.

Enter your patient portal login credentials to connect your account and authorize the release of your electronic health records.

Note: If you don't have login credentials and need help creating a new patient portal account or need help recovering your login credentials, just click on the Chat button in the lower right corner of your screen and a member of the Human API support team will help guide you.

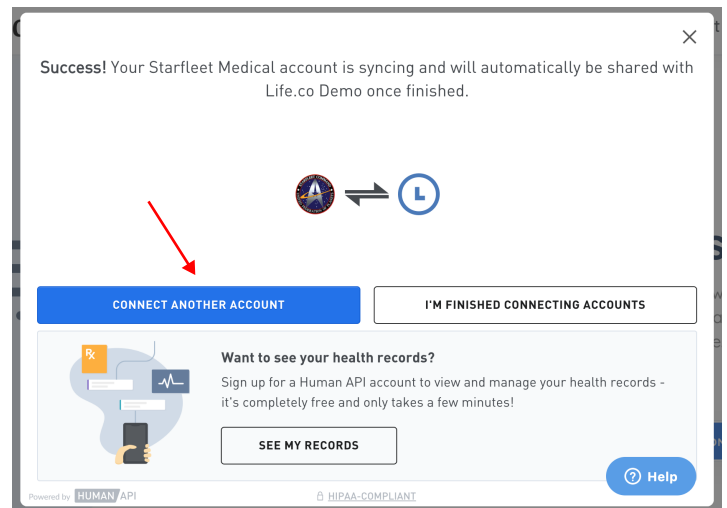


Authorization page

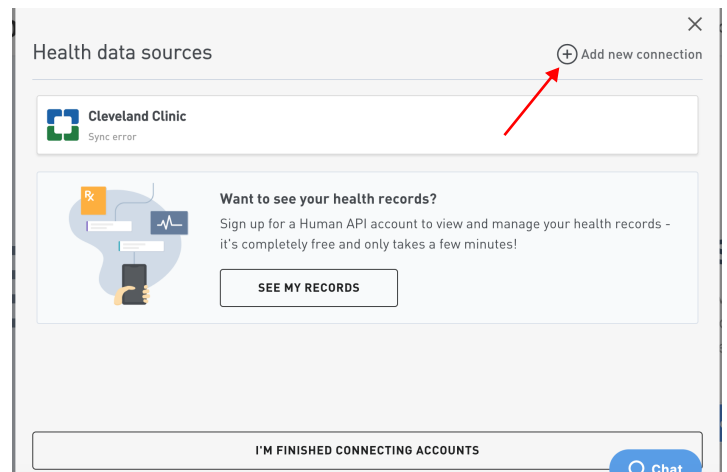
5 Connect more accounts.

If you have additional patient portal accounts that you'd like to connect, click on the **“Connect Another Account”** button from the Success page, then **“Add new connection”** from the Wallet page. Repeat steps 3 and 4 to connect another account.

Once you've connected all of your accounts, close out of the popup window and you're done!



Success page



Wallet page

Optional: View your health records

If you would like to download a FREE copy of your electronic health records, you may sign up for a Human API account. Simply look for the box highlighted in the red (see right) after connecting an account and click on “See my records” to be taken to <https://my.humanapi.co>, where you can view and manage your health data.

